



## 3 SERIES WARMING DRAWER

Viking 3 Series – RVEWD

### FEATURES AND FUNCTIONS

- Temperature settings from 90 to 250 degrees F accommodate all types of food
- Low setting is ideal for plate warming or bread proofing
- High setting keeps soups and sauces piping hot
- 1.6 cubic ft. drawer capacity
  - 20-1/2" wide
  - 6" high
  - 22-3/4" deep
  - Entire drawer is easily removable for cleaning
- Shipped with two removable stainless steel low racks
  - Low racks cover entire bottom of pan for the largest loads or remove one section for half coverage
- Powerful 450-watt heating element
- Power "on" indicator light cycles on and off with heating element
- Stainless steel roller-bearing glides for smooth drawer operation



### MODEL NUMBERS

- RVEWD330 – 30"W. Warming Drawer

### COLOR FINISHES

- Stainless Steel (SS)



- Volume 1 Color Finishes include Antique Bronze (AN), Blush (BH), Cast Black (CS), Damascus Gray (DG), Eucalyptus (EU), Ivy (IV), Martini (MA), November Sky (NS), Slate Blue (SB), Spiced Cider (SC), Splash (SP)



- Volume 2 Color Finishes include Daffodil (DA), Golden Hour (GH), Nantucket (NA), Onyx (ON), Pure White (PW), Squall (SQ), Valentine (VA)



### WARRANTY

- 2-year full – complete product
- 90-day full – cosmetic parts such as glass, painted items and decorative items
- 5-year limited – heating elements

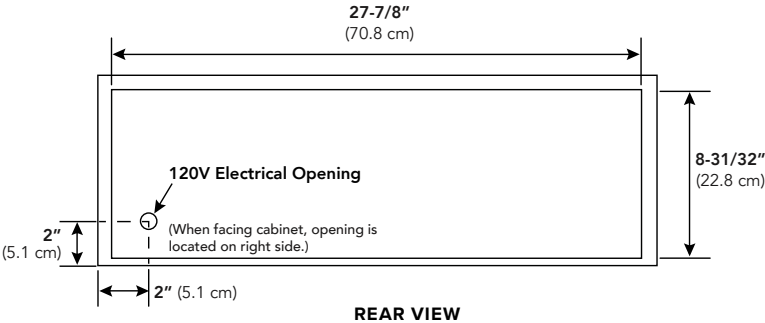
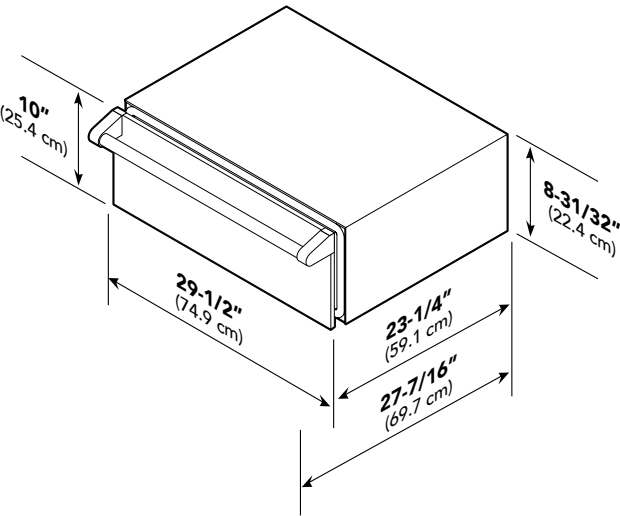


3 SERIES WARMING DRAWER

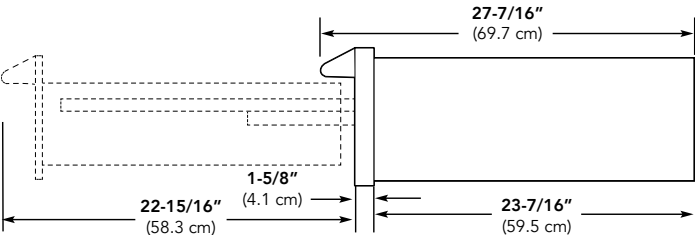
Viking 3 Series – RVEWD

WARMING DRAWER	
DESCRIPTION	RVEWD330
Overall Width	29-1/2" (74.9 cm)
Overall Height	10" (25.4 cm)
Overall Depth from Rear	To front edge of trim – 23-1/4" (59.1 cm) To front edge of handle – 27-7/16" (68.7 cm) With door open – 48" (121.9 cm)
Cutout Width	28-1/4" (71.8 cm)
Cutout Height	9-1/4" (23.5 cm)
Cutout Depth	23-1/2" (59.7 cm)
Electrical Requirements	120VAC/60Hz – hard wire direct with separate 15-amp minimum 2-wire with ground circuit
Maximum Amp Usage	3.8 amps – 450 watts
Interior Dimensions	Width – 20-1/2" (52.1 cm) Height – 6" (15.2 cm) Depth – 22-3/4" (57.8 cm) Overall Size – 1.6 cu. ft.
Approximate Shipping Weight	90 lb. (40.5 kg)

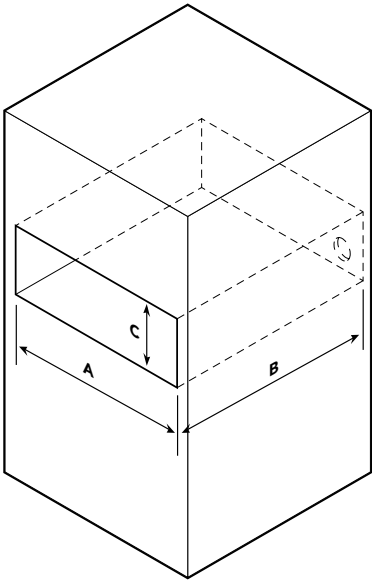
Please do not prepare installation from brochure data only. See installation instructions for important clearance/installation information.



REAR VIEW



	CUTOUT DIMENSIONS
A	28-1/4" (71.8 cm)
B	23-1/2" (59.7 cm).
C	9-1/4" (23.5 cm)



VIKING RANGE, LLC 111 FRONT STREET GREENWOOD, MISSISSIPPI 38930 USA

For detailed product information, model numbers, or to request a quote call 1-888-845-4641 or visit [vikingrange.com](http://vikingrange.com)  
© 2024 Viking Range, LLC All rights reserved. Specifications subject to change without notice.

