

MC17T8000CS

SAMSUNG

1.7 cu. ft. Over-the-Range Convection Microwave



Signature Features

Convection

Enjoy the flexibility to microwave, bake, broil and roast – all from one appliance. With the combination of convection cooking and microwave heating, food cooks faster and more evenly than a traditional microwave.

Slim Fry™

- Prepare great-tasting, healthier foods without added oil.
- Prepare fried food with reduced fat.¹

Smart Connectivity²

- Control and monitor with the mobile app to save time.
- Control your kitchen with voice commands through Bixby.

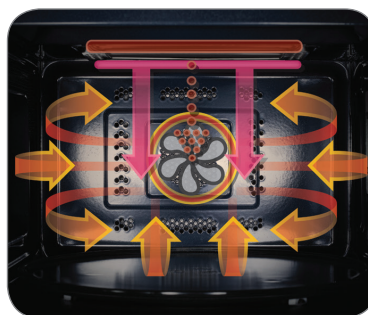
Available Colors



Fingerprint Resistant
Stainless Steel (shown)



Fingerprint Resistant
Black Stainless Steel



Convection



Slim Fry™

Features

- Convection
- Slim Fry™
- Wi-Fi Connectivity
- Ceramic Enamel Interior
- 1.7 cu. ft. Oven Capacity
- 3-Speed/300 CFM Ventilation System
- Cooking Presets
- Turntable On/Off
- 10 Power Levels
- Two-Stage Programmable Cooking
- Auto Cook
- Auto Defrost
- Steam Clean
- LED Display: Ice Blue

Convenience

- Clock (12 hr/24 hr) with Daylight Saving Time Adjustment
- Kitchen Timer
- End Signal
- Interior Light: Halogen
- Cooktop Lighting (LED): High/Low/Off
- Vent Fan Control: High/Middle/Low/Off
- Vent Filter
- Child Safety Lock
- Sound On/Off

¹Compared to deep-fry cooking method.

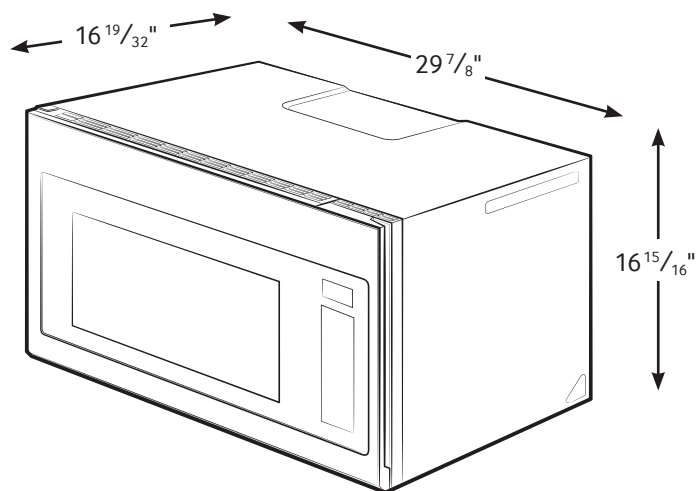
²Available on Android and iOS devices. A Wi-Fi connection and a Samsung account are required.

MC17T8000CS

SAMSUNG

1.7 cu. ft. Over-the-Range Convection Microwave

Dimensions



Specifications

- Oven Cavity: 1.7 cu. ft.
- Power Output: 950W
- Power Consumption (Microwave): 1700W/13.3 A
- Power Consumption (Max): 1750W
- Power Consumption (Grill): 1100W
- Power Consumption (Convection): 1750W
- Power Source: 120V / 60 Hz
- Control Method: Glass Touch
- Display: LED (Ice Blue)
- Cooking Control: 10 Power Levels Including Defrost
- Cooking Timer: Digital, up to 99 Minutes, 99 Seconds
- Microwave Distribution System: Turntable
- Glass Turntable Diameter: 13 9/16"
- Vent Fan: 3-Speed/300 CFM
- Vent Fan Control: Hi/Mid/Lo/Off
- Hood Control: Hood Speed, Cooktop Light On/Off
- Cooktop Lighting: High/Low/Off
- Halogen Interior Light

Installing Your Microwave


- This microwave oven is designed for adaptation to the following three types of ventilation:

- A. Outside Top Exhaust (Vertical Duct)
- B. Recirculating (Non-Vented Ductless)
- C. Outside Back Exhaust (Horizontal Duct)

- The space between the cabinets must be 30" wide and free of obstructions.

- This microwave oven is for installation over ranges up to 36" wide.

- The microwave must be level. Use a level to make sure the cabinet bottom is level. If the cabinets have a front overhang only, with no back or side frame, install the mounting plate down the same distance as the front overhang depth. This will keep the microwave level.



Warranty

One (1) Year Parts and Labor

Ten (10) Years on Magnetron Microwave Technology

Product Dimensions & Weight (WxHxD)

Outside Dimensions: 29 7/8" x 16 15/16" x 16 19/32"

Interior Cavity Dimensions: 20 9/64" x 10 9/32" x 14"

Weight: 75.2 lbs

Shipping Dimensions & Weight (WxHxD)

Dimensions: 33 11/32" x 20 25/32" x 19 3/18"

Weight: 82.7 lbs

Color	Model #	UPC Code
Fingerprint Resistant Stainless Steel	MC17T8000CS	887276427461
Fingerprint Resistant Black Stainless Steel	MC17T8000CG	887276427454

FOR EASIER INSTALLATION AND PERSONAL SAFETY, WE RECOMMEND THAT TWO PEOPLE INSTALL THIS MICROWAVE OVEN. IMPORTANT: Do not grip or use handle during installation.

NOTE: If your cabinet is metal, use the nylon grommet around the power cord hole to prevent cutting of the cord.

NOTE: We recommend using filler blocks if the cabinet front hangs below the cabinet bottom shelf.

IMPORTANT: If filler blocks are not used, case damage may occur from overtightening screws.

NOTE: When mounting the microwave oven, thread power cord through hole in bottom of top cabinet. Do not pinch cord or lift oven by pulling cord.