



LG COOKING

LTGL6937_

6.9 cu. ft. Smart Wi-Fi Enabled Gas Double Oven Slide-In Range with ProBake® Convection and InstaView®

- 6.9 cu. ft. Large Capacity
- ThinQ® App with ThinQ Care
- Air Sous Vide
- Built-In Air Fry with ProBake® Convection
- InstaView® & WideView™ Window
- EasyClean® + EasyClean® Stainless Steel Cooktop
- 22K BTU on Edge-to-Edge Cooktop

AVAILABLE COLORS

-  PRINTPROOF™ STAINLESS STEEL
-  PRINTPROOF™ BLACK STAINLESS STEEL

ThinQ Care

Proactive Smart Alerts to Keep Your Appliances Running Smoothly

- Preventative Alerts help you stay a step ahead of potential issues to find proactive solutions before problems arise.
- Avoid preventable repairs and service calls with real-time diagnostics for a hassle-free experience.
- Integrated within LG's ThinQ app—a smart home hub for managing your smart devices and appliances.



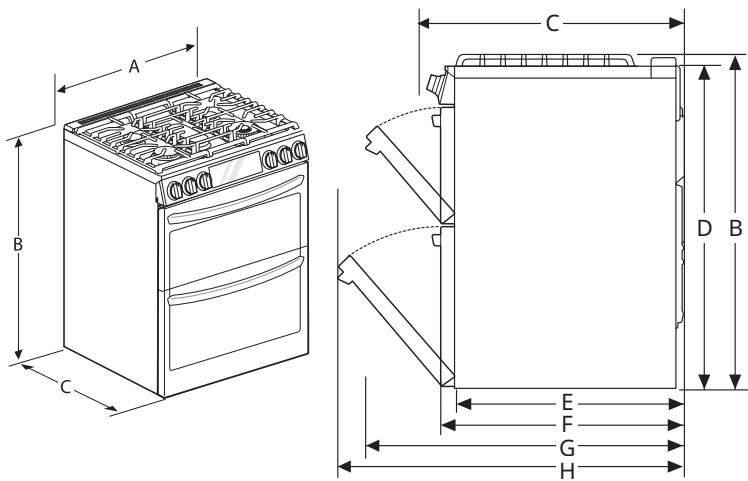
CAPACITY		LOWER OVEN FEATURES		ACCESSORIES	
Total Oven Capacity (cu. ft.)	6.9	Convection Burner (BTU/h)	14,000 / 12,000 (LNG/LPG)	Griddle Plate	Yes
Upper Oven Capacity (cu. ft.)	2.6	Convection Conversion	Yes	Gliding Rack	1
Lower Oven Capacity (cu. ft.)	4.3	Convection Type	ProBake® Convection	Heavy Duty Rack	1
APPEARANCE		Oven Modes	Bake, Convection Bake, Convection Roast, Proof, Warm, Frozen Meal, Air Sous-Vide, Air Fry, EasyClean®, Self Clean, Remote Start, Delayed Timed Cook, Timed Cook	Offset Rack	1
All Available Colors	PrintProof™ Stainless Steel PrintProof™ Black Stainless Steel		Air Fry Tray	1	
Handle/Knobs Colors	Stainless Steel		Wok Grate	Yes	
Oven Door Feature	InstaView® & WideView™ Window	Oven Control Features	Glass Touch (SmoothTouch™)	Temperature Probe	Yes
PrintProof™ Finish	Yes	EasyClean®	Yes	Conversion Kit	Yes
Cooktop Finish	EasyClean® Stainless Steel (LTGL6937F Only)	EasyClean® Time	10mins	POWER / RATINGS	
COOKTOP		Self Clean	Yes	Amp at 120V	8.5A
Burner/BTU - Left Rear	9,100 / 7,500	GoCook Smart Oven Light	Yes (1 Light)	kW at 120V	996W
Burner/BTU - Right Rear	5,000 / 4,000	No. of Rack Positions	4	Requirements	120 VAC
Burner/BTU - Left Front	18,000 / 12,000	Door Lock	Yes	DIMENSIONS / CLEARANCES / WEIGHT	
Burner/BTU - Right Front	22,000 / 16,000	Automatic Safety Shut-Down	After 12 hours	Shipping Weight (lbs.)	280
Center (Warming Zone) (BTU)	10,000 / 10,000 (Oval)	CONTROL FEATURES		Product Weight (lbs.)	210
Burner Simmer / BTU - Left Rear	1270	Cooktop Control Type	Front Control Knobs	Cabinet Width (in)	30"
Burner Simmer / BTU - Right Rear	670	Oven Control Type	Glass Touch (SmoothTouch™)	Overall Depth (in) - without handle	26 7/8"
Burner Simmer / BTU - Left Front	1500	Display	LED / White	Overall Depth (in) - including handle	29 1/4"
Burner Simmer / BTU - Right Front	800	Language	English	Overall Width (in)	29 7/8"
Center (Warming Zone)	2700	Clock	12 hr or 24 hr (option)	Oven Interior Dimensions (Upper) (in) (W x H x D)	24 13/16" x 10 13/16" x 19 13/16"
UPPER OVEN FEATURES		Temperature Unit of Measure	Fahrenheit / Celsius	Oven Interior Dimensions (Lower) (in) (W x H x D)	24 13/16" x 14 1/4" x 19 15/16"
Broil Element (BTU/h)	14,500 / 12,500 (LNG/LPG)	Cooking Complete Reminder Volume	Beeper (Hi, Lo, Off)	Height to Cooking Surface (in)	36"
Bake Element (BTU/h)	14,500 / 12,500 (LNG/LPG)	Certified Sabbath mode	Yes	Carton Dimensions (in) (W x H x D)	32" x 42 1/16" x 29 15/16"
Oven Cooking	Conventional	SMART FEATURES		LIMITED WARRANTY	
Oven Modes	Bake, Broil, Warm, EasyClean®, Self Clean, Remote Start, Delayed Timed Cook, Timed Cook	ThinQ® (Wi-Fi Enabled)	Yes	Parts and Labor	1 Year
		Check & Control	Yes	UPC CODES	
		Voice Control	Google Assistant & Amazon Alexa	LTGL6937F (PrintProof™ Stainless Steel)	048231344173
Oven Control Features	Glass Touch (SmoothTouch™)	Smart Recipe (3rd Party Recipe App)	Sidechef	LTGL6937D (PrintProof™ Black Stainless Steel)	048231344098
EasyClean®	Yes	ThinQ Care	Yes		
EasyClean® Time	15mins	SmartDiagnosis™	Yes		
Self Clean	Yes				
GoCook Smart Oven Light	Yes (1 Light)				
No. of Rack Positions	2				
Door Lock	Yes				
Automatic Safety Shut-Down	After 12 hours				

Choosing the Proper Location

Dimensions and Clearances

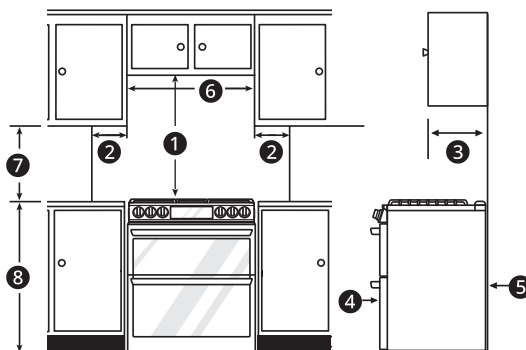
- Provide proper clearance between the range and adjacent combustible surfaces.
- These dimensions must be met for safe use of your range.
- The location of the electrical outlet and pipe opening (see "Gas Pipe and Electrical Outlet Locations" below) may be adjusted to meet specific requirements.
- The range may be placed with 0" clearance (flush) at the back wall.

Dimensions



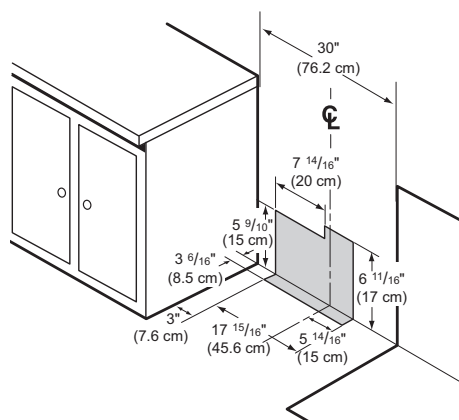
-	Dimensions	LTGL6937*
A	Width	29 7/8" (758.8 mm)
B	Height	37 1/8" (943 mm)
C	Depth (Includes Door Handle)	29 17/64" (743.2 mm)
D	Height (Excludes Vent Trim)	36" (913.0 mm)
E	Depth (Includes only the product body that is loaded into the cabinet. Excludes door, drawer, and handles)	24 3/4" (629.4 mm)
F	Depth (Excludes Door Handle)	26 7/8" (683 mm)
G	Depth when upper door is fully opened	38 5/8" (981.2 mm)
H	Depth when lower door is fully opened	42 7/32" (1072.2 mm)

Clearances



①	Minimum distance from top of range to combustible surface overhead	30" (76.2 cm)
②	Minimum clearance to left/right wall	5" (12.7 cm)
③	Maximum depth for cabinets above countertops	13" (33.0 cm)
④	Front edge of the range side panel forward from cabinet	2 1/4" (6.3 cm)
⑤	To cabinets below cooktop and at the range back	0"
⑥	Minimum opening in overhead cabinets	30" (76.2 cm)
⑦	Minimum distance from countertop to overhead cabinets at side	18" (45.7 cm)
⑧	Height of countertop	36" (91.3 cm)

Gas Pipe and Electrical Outlet Locations



Ventilation

- Do not locate your range where it may be subject to strong drafts. Any openings in the floor or wall behind the range should be sealed. Make sure the openings around the base of the range that supply fresh air for combustion and ventilation are not blocked by carpeting or woodwork.
- This appliance must not be installed with a ventilation system that blows air downward toward the range. This type of ventilation system may cause ignition and combustion problems with the gas cooking appliance resulting in personal injury or unintended operation.