

# Gas on Steel Cooktop, 36", Flush Fit, LPG

Series 9 | Contemporary

Stainless Steel | LPG

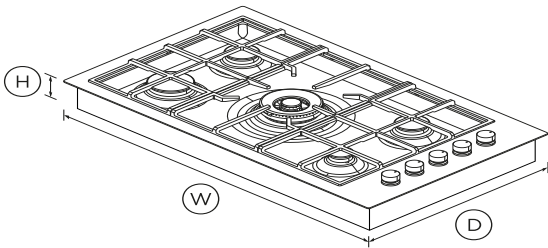


Our award-winning cooktop fits flush into your kitchen benchtop, for a seamless look and easy cleaning.

- Five burners including a wok burner
- Auto re-ignition means if the flame goes out it will automatically re-light for safety

## DIMENSIONS

Height	3 1/16"
Width	35 1/2"
Depth	20 7/8"



## FEATURES & BENEFITS

### Clever cooking results

The consistent flame and heat distribution of the dual flame wok burner combined with the highly responsive dials offer precise heat adjustment that can perfect a slow simmer for sauces or an intense heat for searing steaks.

### Safe And Sound

Intuitive dials glow red for on and white for off, showing from a distance which burners are lit. The Auto-reignite system means you don't have to hold down a dial while burners ignite – if a

burner goes out it is automatically relit at the original flame setting.

### Complementary Design

The brushed stainless steel has been designed for durability but also provides a modern, stylish finish, matching the Fisher & Paykel family of kitchen appliances.

### Easy Cleaning

The stainless steel component is easily accessible and quick to clean. Cast iron trivets provide a durable and stable cooking platform. Their rubber feet prevent them from scratching the cooktop.

### Handy Accessories

This cooktop comes with a small pan support and wok stand to complement different cooking styles.

### Fits Flush

This Gas Cooktop's burners are recessed into the work surface leaving the trivets flush and providing an integrated kitchen bench with a seamless look.

## SPECIFICATIONS

### Accessories

- Small pan support
- Wok stand

### Burner ratings

Auxiliary burner (LPG)	700 - 3800BTU
Max burner power	Yes
Rapid burner (LPG)	2000 - 9500BTU
Semi-rapid burner (LPG)	900 - 8500BTU

### Burners

Number of burners	5
-------------------	---

<b>Cleaning</b>	
Easy clean cooktop design	•
Quick component removal	•
<b>Controls</b>	
Burner indicator lights	•
Ergonomic control dials	•
Laser etched graphics	•
Turned stainless dials	•
<b>Performance</b>	
Both LPG & NG models	•
Electronic ignition	•
Quick connect gas valves	•
<b>Power requirements</b>	
Amperage	2A
Supply frequency	60Hz
Supply voltage	110-120V
<b>Product dimensions</b>	
Depth	20 7/8"
Height	3 1/16"
Width	35 1/2"
<b>Zones</b>	
Number of elements	5

SKU	81378
-----	-------





The product dimensions and specifications in this page apply to the specific product and model. Under our policy of continuous improvement, these dimensions and specifications may change at any time. You should therefore check with Fisher & Paykel's Customer Care Centre to ensure this page correctly describes the model currently available. Fisher & Paykel Appliances Ltd 2020


**Where applicable:**

All appliances use energy, and energy usage typically generates carbon emissions. **Fisher & Paykel Appliances' In-use Energy Carbon Emissions Estimate** indicates carbon emissions from a product's in-use energy. This is calculated either annually or per cycle, using the product's market-specific energy label energy consumption data multiplied by the carbon emissions factor for energy in your country or region.

Our In-use Energy Carbon Emissions Estimate is designed to assist customers in making informed purchasing decisions when comparing different Fisher & Paykel products. For example, a heat pump dryer typically has a lower In-use Energy Carbon Emissions Estimate than a vented dryer.

Other product downloads available at fisherpaykel.com

-  User Guide
-  Service & Warranty
-  Installation Guide
-  Data Sheet Gas on Steel Cooktop

24/7

**A PEACE OF MIND SALE**

**24 Hours 7 Days a Week Customer Support**

**T 1.888.936.7872 W**[www.fisherpaykel.com](http://www.fisherpaykel.com)